

6 5 4 3 2 1

D

C

B

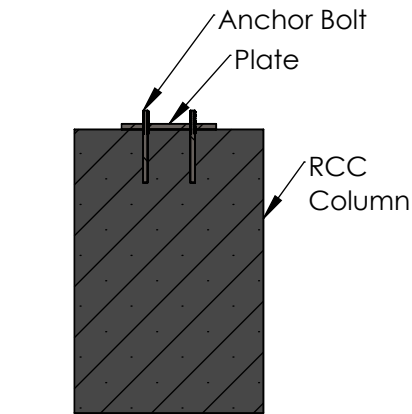
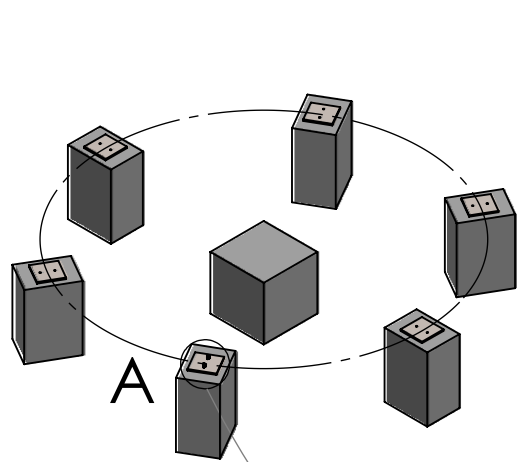
A

D

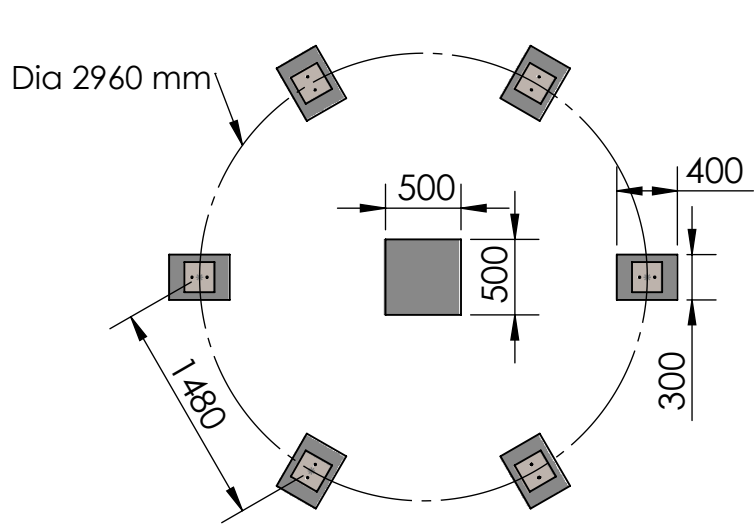
C

B

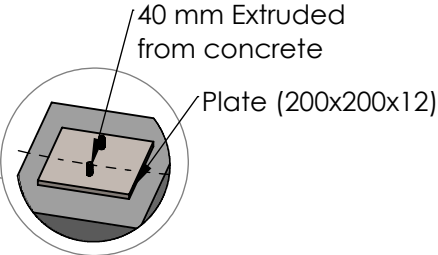
A



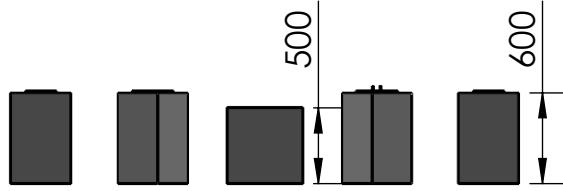
Cross-sectional View of column



Top View



Magnified View of Plate



Front View

REMARK:

- (1) Anchor bolt: 1/2"-8EA 12 Pcs
- (2) Every foundation Should maintain equal horizontal line.
- (3) Load is distributed over the foundation equally.
- (4) Recommended foundation height is 600 mm except foundation at the center (500 mm)
- (5) User can leave holes (130x130x250) on the concrete foundation with anchor bolt mounting or prepare a steel plate (200x200x12) pre-installed into the concrete. for each case anchor bolts should extrude about 40mm from concrete.

| | | | | | | | | | | | | | |
|---|--|--|--|---------|--|------------------------------------|--|------------------------------|--|--------------|--|--|--|
| UNLESS OTHERWISE SPECIFIED: DIMENSIONS ARE IN MILLIMETERS SURFACE FINISH: TOLERANCES: LINEAR: ANGULAR: | | | | FINISH: | | DEBURR AND BREAK SHARP EDGES | | DO NOT SCALE DRAWING | | REVISION | | | |
| TITLE: Foundation Drawing (ART-200) | | | | | | | | | | | | | |
| DRAWN: Mahmuda | | | | | | | | DATE: 31/1/18 | | | | | |
| CHK'D: Shahed | | | | | | | | DATE: 31/1/18 | | | | | |
| APPV'D: Shahed | | | | | | | | DATE: 31/1/18 | | | | | |
| MFG: N/A | | | | | | | | | | | | | |
| Q.A: N/A | | | | | | | | | | | | | |
| MATERIAL: RCC | | | | | | | | DWG NO. DR-C-F-008 | | A4 | | | |
| WEIGHT: | | | | | | | | SCALE: 1:50 | | SHEET 1 OF 1 | | | |

6 5 4 3 2 1